



Model Number: R668L



- ☑ New 2D massage mechanism with flower- shaped rollers
- ☑ SL rail track
- ☑ Hip slim
- ☑ Leg airbag massage
- ☑ Waist airbag massage
- ☑ Bluetooth Speaker
- ☑ Zero-G
- ☑ Space saving

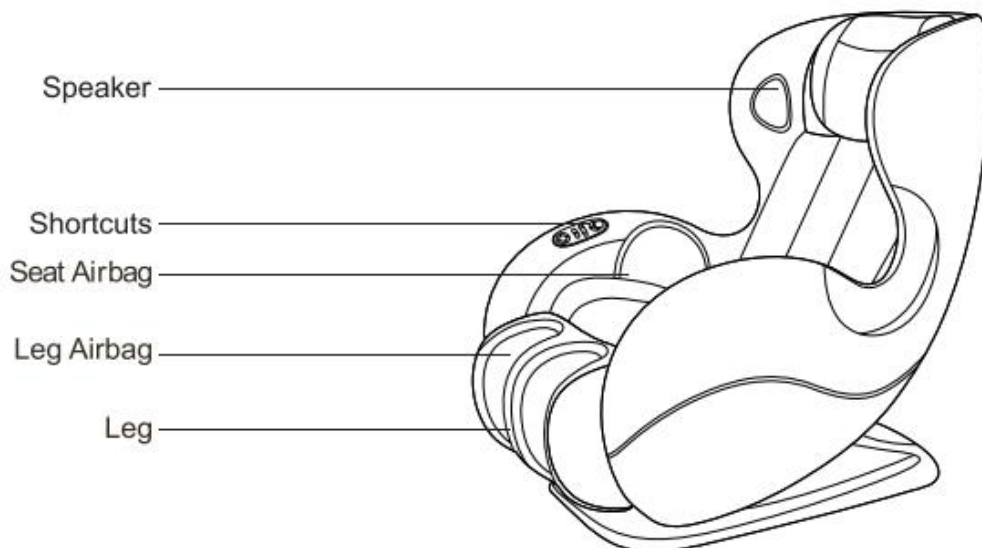


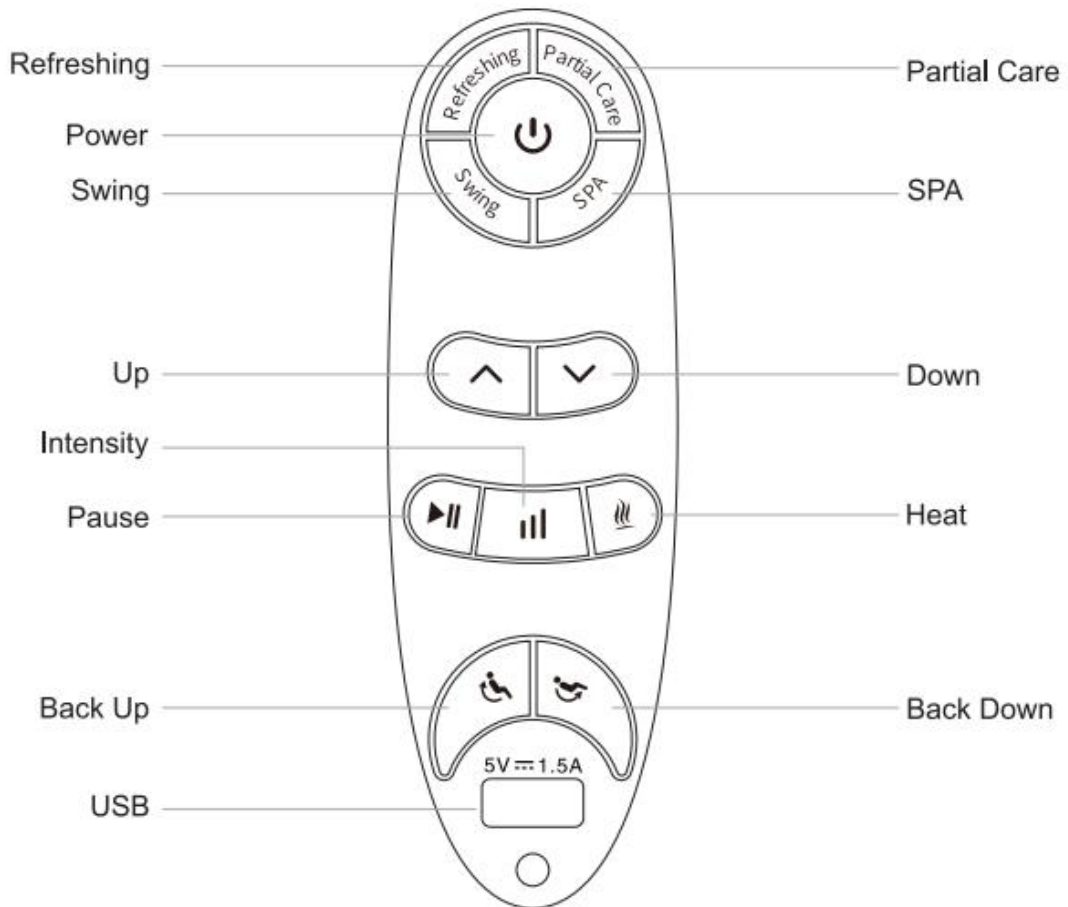
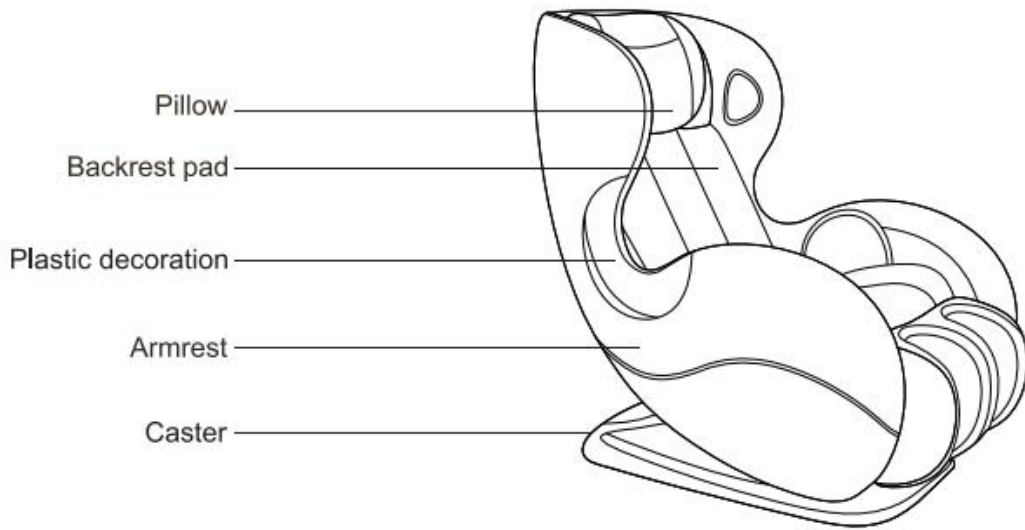
1. Turn on the power button on the remote controller to operate the massage chair
2. After press the power button, it will enter the auto mode programm. Choose the different auto mode from the controller.
3. To adjust the details as users' requirement (strength, air pressure, angles, time, bluetooth speaker etc)
4. Enjoy the massage

Auto Programm and Description









Function		Description	Intensity
Full body massage	Refreshing	By kneading and shiatsu massage on the buttocks and thighs, the intensity is gentle and moderate, helping to restore physical strength and relax tense muscles.	Low
	Swing	soft and rhythmic airbag squeeze on hip and leg, coming with chair swing makes a satisfying massage experience.	Low
	SPA	Full body airbag massage, the mechanism stays in a comfortable position.	Medium
Partial Care	Neck&Shoulder	Focused on the shoulder and neck, medium intensity, and massage techniques are mainly kneading and tapping, which can relax muscles and relieve soreness .	Medium
	Waist&Back	Focused on the back massage, medium intensity. By kneading and clapping, relieve back and waist pain.	Low
	Slim	Focused on hip massage by soft intensity, together with hip airbag squeeze and waist heating therapy.	Medium

Outer Structure





Function of controller

Function	Icon	Description
Power		When the power is on, press this button to turn on the massage chair, and then press this button again to turn off.
Up / Down		In auto mode, when shoulder position is detected, press this button to further adjust shoulder position up / down.
		In the manual mode, long press this button to adjust the position of the mechanism up / down.
Pause		Press this button to pause/start.
Intensity		Press this button to increase or decrease the airbag massage intensity.
Heat		Press this button once to turn on the heating function.
Back up / Back down		When power is on, long press this button to adjust the backrest up and down. After releasing the button, the current angel of backrest is settled.
		
Refreshing		Press this button to start on the Refreshing massage.
Swing		Press this button to start on the Swing massage.
SPA		Press this button to start on the SPA massage.
Partial Care		Press this key to switch 3 modes (Neck&Shoulder/ Waist&Back /Slim) for partial massage.

Model Number	R668L		
Type	Massage Chair	Time	10 min/20 min/30 min
Specification	Power	110W	Volt
			100-240V/50-60Hz
Carton size	1205*760*1150MM	N.W/G.W	81KGS/97KGS
Materials	Metal, Plastic,ABS,Synthetic Leather		

MARKING PLATE

